

Oregon

- Primary care physicians: 3,901
- AF4Q Hospital Quality Network hospitals: 13
- Population: 3,825,657

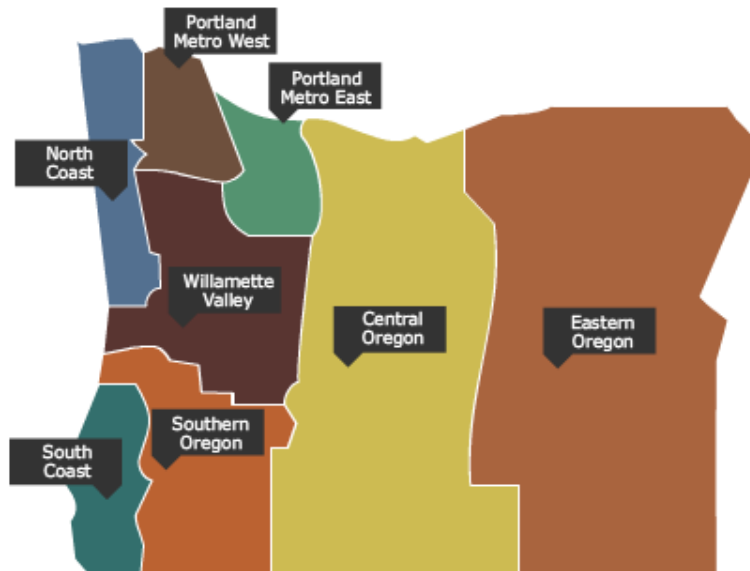


You are here: Home > Quality of care for Oregon clinics and medical groups

Comparing quality of care in Oregon clinics

View quality scores from our February 2011 statewide report

Step 1: Choose one or more regions



- Portland Metro West
- Portland Metro East
- North Coast
- South Coast
- Willamette Valley
- Southern Oregon
- Central Oregon
- Eastern Oregon

Step 2: Choose a topic

- Diabetes
- Heart Disease Care
- Women's Health
- Asthma Medication

Step 3: Choose doctors' offices or medical groups

- Doctors' offices
- Medical groups

A medical group includes all the doctors' offices within that system.

[View Quality Scores](#)

Report: PartnerForQualityCare.org

Wisconsin

- Primary care physicians: 4,550
- AF4Q Hospital Quality Network hospitals: 27
- Population: 5,601,640





View Our Reports

[Home](#) > [Reports](#)

Welcome to our Performance & Progress Report

View Reports by Provider Type and Region(s)

TYPE OF PROVIDER

- Medical Group
- Clinic
- Hospital
- Health Plan

All Regions

- Central
- Fox Valley
- North Eastern
- North Western
- South Eastern
- Southern
- Western

View Map of
Regions



NEXT

View Reports by Topic

AMBULATORY CARE MEASURES

WCHQ Exclusive

[Chronic Care](#) **NEW**

[Preventive
Care](#) **Updated**

POPULATION FOCUS

[WCHQ population
results](#)

CLINICAL TOPIC

[Access](#)

[Diabetes](#)

[Heart Care](#)

[Patient](#)

[Experience](#) **NEW**

[Pneumonia](#)

[Cardiac Surgery](#)

[Surgery](#)

[Women's Health](#)

INSTITUTE OF MEDICINE IMPROVEMENT AIMS **?**

[Timeliness](#)

[Effectiveness](#)

[Efficiency](#)

[Patient-Centeredness](#)

WCHQ MEASURES SUMMARY **NEW**

View a health system's most
current results for all WCHQ
performance measures.

[WCHQ Measures Summary](#)

Report: WCHQ.org/reporting/

Memphis, Tenn.

- Primary care physicians: 745
- AF4Q Hospital Quality Network hospitals: 3
- Population: 910,100





SEE THE RATINGS

[Home](#) [Ratings](#) [Downloadable Reports](#)

FINDING QUALITY CARE

Healthy Memphis Common Table is a regional collaborative in Western Tennessee. Our work includes providing public reports to help you better understand the quality of health care in your community.

What will these ratings tell me about the Quality of Health Care?

These ratings will tell you how hospitals, medical offices and physicians compare in the care they provide. Some hospitals, medical offices and physicians provide better care than others.

How can I get more information about these ratings?

Look for within the reports, and click for helpful information about the topic.

HOW SHOULD I USE THIS INFORMATION?

- Learn about what good care is
- Talk with your doctor to make sure you are getting the care you need.
- Compare hospitals, medical offices and patient experience ratings to help you select where to receive your medical care.

This information is not a complete review of all medical information and should not be used as your only source when making health care decisions.

View & Compare:

Medical Office Ratings ▶	Diabetes Care
Patient Experience Ratings ▶	Women's Care
Hospital Ratings ▶	Pediatrics Care

Diabetes Care by Medical Offices

Diabetes (dye-uh-BEE-teez) is a disease that keeps your body from making or using insulin (IN-suh-lin). Insulin helps turn the food you eat into energy your body needs. When you have diabetes, the process of changing food into energy doesn't work well. Sugar builds up in your blood. If blood sugar stays too

Report: HealthCareQualityMatters.org

Maine

- Primary care physicians: 1,552
- AF4Q Hospital Quality Network hospitals: 10
- Population: 1,317,207



COMPARE DOCTORS

COMPARE HOSPITALS

FIND HEALTH RESOURCES

ABOUT US

SEARCH



How does
your doctor
compare?

[MORE](#)

Give Your Hospital a Hand
in preventing surgical infections

[MORE](#)

Do you see what they see?
**Coordination between doctors has
had big benefits for Maine's health**

[MORE](#)



COMPARE DOCTORS



COMPARE HOSPITALS

[Compare Maine doctors and hospitals.](#)

SEARCH BY:

- Ratings & location
- Doctor or practice name

RATINGS & LOCATION: * indicates a required field

Doctor type: *

Rated for a specific condition:

Choose a doctor type above to see related conditions.

Location: *

Accepting new patients

GO

Stay informed



Compare Doctors

Compare Hospitals

Our Rating Process

Disclaimer

Find Health Resources

About Us

Contact Us

Comments?

Report: MHMC.info

Western New York

- Primary care physicians: 1,120
- AF4Q Hospital Quality Network hospitals: 8
- Population: 1,534,277





Improving Your Diabetes: A Guide for Western New Yorkers

Successful management of your diabetes begins when you take an active role in your own health care.

Becoming a partner with your doctor is an important step toward this goal. To ensure you are receiving the best care for the treatment of diabetes, the P² Collaborative, a non-profit community organization, is providing information about how well doctors in the eight counties of Western New York treat diabetes*. For the first-time ever, residents of Western New York can see how well doctors in our region followed nationally-recommended guidelines for the treatment of diabetes, such as administering the appropriate tests to check blood sugar levels.

Why should I use this site?

Not every doctor in our region provides the same care, even for well-known conditions like diabetes. If you have diabetes it's important that your doctor follow nationally-recommended guidelines to treat your condition. This site will help you understand the treatment guidelines for diabetes, and which doctors appropriately follow these guidelines to treat their patients. Use this site to find a doctor who provides the best care for diabetes, or use the information to help talk with your doctor about what you both can do to improve your care.

Find a Doctor

First Name

Last Name

or

County

Search

or

A B C D E F G H I J K L M N O P Q R S T U V W X Y Z

FIND A DOCTOR

ABOUT DIABETES

GETTING TESTED

STAYING HEALTHY

WORKING WITH YOUR
DOCTOR

URGENT CARE NEEDED

GLOSSARY/DEFINITIONS

ADDITIONAL RESOURCES

ABOUT THE REPORT

A LOOK AT AREA HOSPITALS

CONTACT US

Report: **RX4excellence.org**

Cincinnati, Ohio

- Primary care physicians: 1,747
- AF4Q Hospital Quality Network hospitals: 5
- Population: 2,214,239



Search here to find scores for physician practices in your area.



Physician

OR
Practice Name

OR
Zip Code

Welcome

Your commitment is the first step to better diabetes care—commitment to living a healthier life. YourHealthMatters is a collaborative effort to improve type 2 diabetes treatment in the Greater Cincinnati area, as well as a resource devoted to helping you reach your health goals through everyday "little victories." Join us today for better health tomorrow.

The 5 Goals for Living Well with Diabetes



1. Control Blood Pressure

Your blood pressure should be less than 130/80.



2. Lower Bad Cholesterol

Your LDL levels should be less than 100mg/dL.



3. Maintain Blood Sugar

Your blood sugar (A1C) level should be less than 7%.



4. Don't Smoke

Your best health means being tobacco-free.



Greater Cincinnati Diabetes Results

See how the physician practices in your area compare, and what you can do to help improve your quality of diabetes care.

The 5 Goals



Control blood pressure



Lower cholesterol



Maintain blood sugar



Don't smoke



Aspirin daily

© 2010 Health Improvement Collaborative of Greater Cincinnati

The materials you find on this website have been prepared by the Health Improvement Collaborative to provide comparative quality data submitted by physician practices as well as information about how consumers and patients may care for themselves and work with their healthcare providers to optimize their health. For full disclaimer, please click here. For more information about the scores and participating practices, please click here.

Report: YourHealthMatters.org

Boston, Mass.

- Primary care physicians: 2,560
- AF4Q Hospital Quality Network hospitals: 4
- Population: 2,186,465



clinical quality

medical group

performance

key findings

q & a

helpful resources

technical appendix

disclaimer

acknowledgements

letters of support

patient experiences

hospital quality

Sign Up for
MHQP's Email List

Enter Your Email:

Join



QUALITY INSIGHTS: CLINICAL QUALITY IN PRIMARY CARE

Massachusetts Statewide Rates and National Benchmarks



This report shows results for how primary care doctors provide their patients preventive care services such as colon cancer screening, and chronic disease care, such as diabetes control. These measures are evidence-based (researched) and recognized nationwide. MHQP reports this information for over 150 medical groups across the state.

The table below presents the different categories and measures of care included in this report and shows how well Massachusetts doctors perform statewide (MA Statewide Rate) when compared to the nation. The Massachusetts Statewide Rate is the percent of people who received the care or service described for a measure out of all the people who should have received that care or service.

Statewide, Massachusetts physicians excel, performing above the national average on 28 of 31 measures. On 13 out of 31 measures they score above the NCQA national 90th percentile.

Report: MHQP.org

Puget Sound, Wash.

- Primary care physicians: 3,399
- AF4Q Hospital Quality Network hospitals: 6
- Population: 3,784,634





Improving Health Care Across Puget Sound

The quality of health care varies among providers, hospitals and health plans. Learn what quality care is and make informed decisions about your care.

VIEW & COMPARE
Medical Groups

VIEW & COMPARE
Clinics

VIEW & COMPARE
Hospitals

VIEW & COMPARE
Health Plans



PUGET SOUND HEALTH ALLIANCE An Aligning Forces for Quality Community

The Community Checkup is produced by the [Puget Sound Health Alliance](#), a nonprofit, nonpartisan collaborative where the people who get, provide and pay for health care come together to help drive change in the health care system in our region. We are a member of the Robert Wood Johnson Foundation's [Aligning Forces for Quality](#) initiative.

WHAT'S NEW Alliance News and Events

Health plans have been added to the Community Checkup report. [Download the latest health plans report.](#)

Report: **WACommunityCheckup.org**

Albuquerque, N.M.

- Primary care physicians: 605
- AF4Q Hospital Quality Network hospitals: 4
- Population: 629,292



An initiative of the Albuquerque Coalition for Healthcare Quality and
the Robert Wood Johnson Foundation.

About Us

News

Links

FAQs

PATIENTS

EMPLOYERS

HEALTH CARE PROVIDERS

HOSPITAL SNAPSHOT

MEDICAL GROUP SNAPSHOT

Medical Group Snapshot

You want yourself and your family to be healthy. Health care providers want to know what they are doing well and where they can improve. To help patients and providers better understand the quality of health care in Albuquerque, the Albuquerque Coalition for Healthcare Quality has created *Medical Group Snapshot*, a public report showing how participating Albuquerque medical groups are performing in specific areas of care.

Medical Group Snapshot shows how participating medical groups are performing in specific measures for diabetes care, cardiovascular (heart) care, asthma care, and tests to check for breast and cervical cancers. In addition to showing what percent of patients in medical groups received the testing or medicines they needed, this report also provides patients information about:

- What the disease or condition is;
- Why testing or screening for the condition or disease, or why prescribing the right medicine is important to your health;
- What the measures shown in the report mean;
- What you and your health care provider can do to get you the best care; and
- Common types of treatment for the condition or disease .

The purpose of Medical Group Snapshot is to provide health care providers benchmarks and information they can use to implement quality improvement initiatives. However, patients and employers can use this information to learn about the health care quality in Albuquerque. Patients can use this information to talk to your health care provider about the care you receive, learn how to be a better partner with your provider and become more active in your health care. For example, if you have diabetes, you can look at how your provider's medical group is doing at giving patients with diabetes the blood tests they need. By talking with your health care provider about how often you need these tests, you become a better partner with him or her and improve the your health and health outcomes.

The Albuquerque Coalition for Healthcare Quality extends a special appreciation to the New Mexico Medical Review Association (NMMRA)* and its staff for their support of the Coalition's efforts and assistance in

Report: ABQHealthCareQuality.org

West Michigan

- Primary care physicians: 1,324
- AF4Q Hospital Quality Network hospitals: 5
- Population: 1,518,986



Aligning Forces for Quality | Improving Health & Health Care in Communities Across West Michigan

An initiative of the Alliance for Health and the Robert Wood Johnson Foundation

Rethink  **Healthy**
Learn. Ask. Act.

2010 Consumer Diabetes Report Part I: Older Adults

*A West Michigan physician performance report
using 2007 Medicare data*



Funding for this report was made possible through the generous support of the Robert Wood Johnson Foundation's *Aligning Forces for Quality* grant.

The information in this report is from certain 2007 Medicare claims data. This information is limited in scope and does not provide a comprehensive assessment of any health care provider or the services provided by any health care provider. Therefore, you should not use this information as your sole source of information for choosing a health care provider.

Aligning Forces for Quality | Improving Health & Health Care in Communities Across West Michigan

An initiative of the Alliance for Health and the Robert Wood Johnson Foundation

Rethink  **Healthy**
Learn. Ask. Act.

2010 Consumer Diabetes Report Part II: West Michigan Adults

*A West Michigan physician performance report
using 2009 data from Selected Physician/Physician
Hospital Organizations*



Funding for this report was made possible through the generous support of the Robert Wood Johnson Foundation's *Aligning Forces for Quality* grant.

The information in this report is self reported by selected PO/PHOs in Western Michigan. This information is limited in scope and does not provide a comprehensive assessment of any health care provider or the services provided by any health care provider. Therefore, you should not use this information as your sole source of information for choosing a health care provider.

Report: RethinkHealthy.org

Detroit, Mich.

- Primary care physicians: 5,934
- AF4Q Hospital Quality Network hospitals: 3
- Population: 4,879,191



Make informed decisions about your health care

See ratings of hospitals and physicians based on whether they do the right thing medically for their patients, and whether they do it right.

Find & compare Southeast Michigan area:

[Hospitals ▶](#)

[Physician Organizations ▶](#)



Who can I trust for reliable information?

MyCareCompare will help you make informative and reliable decisions about health care for yourself and family.

Why is this information important to me?

When we go to a hospital or physician's office we expect to be seen promptly, to be treated with courtesy, to be listened to, and to get



What's New

[Patient Survey Results](#) ▶

What patients report about select physician offices.

Humboldt County, Calif.

- Primary care physicians: 116
- AF4Q Hospital Quality Network hospitals: 3
- Population: 128,864



Quality Care Reports

Some types of care get better results than others, and you can't take quality care for granted. Quality care is getting the care you need when you need it. Local hospitals are providing quality reports so we can see what our local health care system is doing to measure, safeguard and improve the quality of care.

You can use the Medical Office Reports to: [More about this data](#)

- Learn about the differences in the quality of health care and understand how well doctors in Humboldt County are doing in providing some types of care.
- Help select a doctor for you and your family.
- Talk with your health care team about the care you need and learn how to improve the care you receive.



Tell us what you want to know about health care in Humboldt County ▶



Look for this symbol within the reports, and click for helpful information about the topic.

Medical Offices

Hospitals

CHOOSE A CATEGORY:

- Prevention
- Diabetes Care
- Cost Effective Care
- Patient Experience (Adult)
- Patient Experience (Pediatrics)

CHOOSE A MEASUREMENT:

- Breast Cancer Screening
- Cervical Cancer Screening
- Colorectal Cancer Screening

[hide choices](#)

Report: CommunityHealthAlliance.org

South Central Pennsylvania

- Primary care physicians: 486
- AF4Q Hospital Quality Network hospitals: 1
- Population: 521,828





Home

About Us

For Patients

Healthcare Team

Quality Improvement

News and Events

Contact Us



Adjust Font Size



Community Checkup

Thousands of people in our community have a chronic illness such as diabetes or heart disease. People with a chronic illness should have a close relationship with a doctor's office. That is the best way to help control their condition. By taking the right steps, those with a chronic illness will be able to live healthier, fuller lives. Be an educated health care consumer.

Check out the quality information for area practices and patients in this community checkup.

[Diabetes Data](#)

[Coronary Heart Disease Data](#)




[Frequently Ask Questions about the Community Checkup](#)

All text material on this web site is the property of Aligning Forces for Quality South Central Pennsylvania. Any reproduction or redistribution of this material is prohibited without the express written consent of Aligning Forces for Quality South Central Pennsylvania. Reproduction or redistribution of photographs or illustrations appearing on this web site is strictly prohibited.

Report: Aligning4HealthPA.org

Kansas City, Mo.

- Primary care physicians: 1,589
- AF4Q Hospital Quality Network hospitals: 7
- Population: 1,643,998



Find Quality Care

You care about your health and your family's health. To help you make good decisions about where to go for the best health care, KCQIC is providing people with online information about effective health care in the Kansas City area. This information allows you to compare health care in different doctors' offices, clinics, or hospitals. The idea is to provide you with information so that you may better partner with your doctor to receive high quality care.



KCQIC is proud to share with you the following kinds of information:

Primary Care Practices:
**HEALTH CARE
QUALITY**

Primary Care Practices:
**PATIENT
EXPERIENCES
OF CARE**

Hospitals:
**HEALTH CARE
QUALITY AND
PATIENT EXPERIENCE**

Cleveland, Ohio

- Primary care physicians: 1,613
- AF4Q Hospital Quality Network hospitals: 11
- Population: 1,295,958





"The Better Health Learning Collaborative gives us a safe place to collaborate with practices from other health care systems and learn what works and what doesn't."

– Nathan Beachy, MD

Quick Tips

Don't wait for your doctor to ask: Give your doctor important information about you, even if it makes you uncomfortable. Ask questions, and keep asking, until you understand. Ask the doctor or nurse to write down instructions if you think you'll forget when you get home.

Download the [complete 2007-2008 Community Health Checkup Report](#).

Or [download an Executive](#)

Community Checkup Report 2009-10

Focus on Chronic Conditions

Better Health Greater Cleveland reports quality scores for doctors' practices twice a year. The newest reports cover care from July 1, 2009 through June 30, 2010 on:

- More than 27,000 patients with diabetes.
- Nearly 5,000 patients with heart failure
- More than 107,000 patients with high blood pressure

▶ Go to Quality Scores Practice Comparisons for:

- ▶ [Diabetes](#)
- ▶ [High Blood Pressure](#)
- ▶ [Heart Failure](#)


▶ Go to Regional Reports for:


- ▶ [Diabetes](#)
- ▶ [High Blood Pressure](#)
- ▶ [Heart Failure](#)

Report: BetterHealthCleveland.org

Minnesota

- Primary care physicians: 4,449
- AF4Q Hospital Quality Network hospitals: 2
- Population: 5,197,621





CLINICS | MEDICAL GROUPS | HOSPITALS | COST OF CARE

Find and compare clinics:

Search by Name, City or County: OR Zip Code: within:

Condition / Category:

[Advanced Search](#)

What is Minnesota HealthScores™?

MN HealthScores is a Web site that can help you make sure you are getting the best care - high quality health care. Our reports provide information about the care provided in clinics, medical groups and hospitals throughout Minnesota. MN HealthScores was developed by MN Community Measurement, an independent non-profit community organization. [Read more >](#)

Tools Now Available to Help You Use Our Information

The Diabetes Health Tracker is a simple notecard, developed with input from patients and doctors, which can be used to track progress toward the 5 goals for high quality diabetes care (the D5). Use this information to talk with your doctor about the care you are receiving. For example, if you learn that you are meeting only 3 of the D5 goals, you can work with your doctor to identify actions you can take between appointments to help you be more successful. These efforts will help you reduce your risk for conditions associated with diabetes, such as kidney disease, eye damage, and leg and foot problems. Download the Diabetes Health Tracker and bring it to your next doctor's appointment. Work with your doctor to fill out both the front and back so that you know your scores and have an action plan that is best for you. Your doctor will help you understand what your scores mean and help you identify actions you can take to help you improve. To help more patients achieve D5 success, the Diabetes Health Tracker is also available in Spanish. [Read more >](#)

How can I make sure I get quality health care?

It may surprise you to learn that not all health care is high quality care.



[Read more >](#)

IN THE MEDIA:

Our Depression Report
As featured in the June 24, 2010
StarTribune.

[View Depression Scores >](#)

Report: MNHealthScores.org

Transformation Has Begun

The screenshot shows a Facebook group page for 'Transformation Has Begun'. At the top, there is a search bar and navigation links for 'Home', 'Profile', and 'Account'. Below the group name, there is an 'Edit Settings' button and a search bar for the group. The group is an 'Open Group' with the email 'transformationhasbegun@groups.facebook.com'. There are sharing options for Post, Link, Photo, Video, and Question, and a text input field for writing something. A post by Michael Painter is visible, discussing health care payment reform with U.S. consumers. The post includes a link to 'www.rwjf.org' and a report details research. On the right side, there are sections for 'Members (404)', 'Docs (2)', and 'Sponsored' content. The 'Members' section shows a grid of member avatars and options to 'Add Friends to Group', 'Create Doc', 'Create Event', 'View Photos', and 'Leave Group'. The 'Docs' section lists documents like 'Health Care Transformation Has Begun: A Forum on Accelerating Improved Quality and Cost' and 'Comments on the DRAFT Regional Document'. The 'Sponsored' section features a 'DC Bucket List' with 365 things to do in Washington, DC.

<http://tiny.cc/TransformationHasBegun>

Join the conversation on

facebook[®]

‘Transformation Has Begun’ provides a forum for people interested in improving the quality of health care in U.S. communities

<http://tiny.cc/TransformationHasBegun>